

LLC "AGRO STAR 2006"

# LIMITED LIABILITY COMPANY "AGRO STAR 2006"

✔ not in the process of dissolution



Joins the group ?

"Agroprosperis"



Background monitoring



Print



PDF



Note



Reference from USR



Save



Share

## Foreign economic activities\*



Integrate this data into your system via API! [Read more](#)

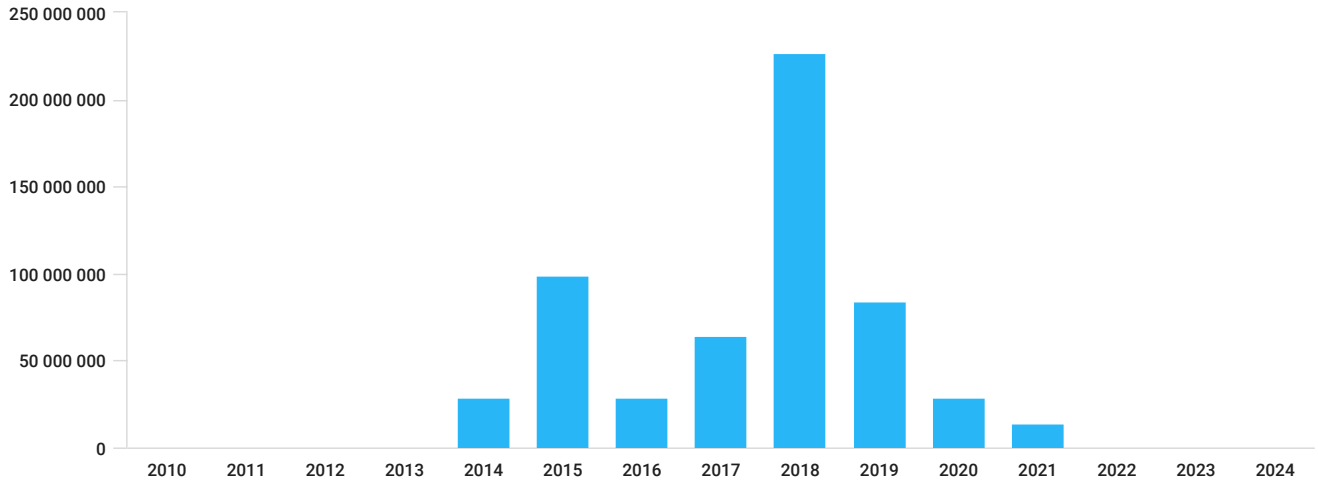
### Operations with separate jurisdictions

Country	Year of operations	Is on the list of the so-called offshore zones	Is on the list of countries under sanctions
Cyprus	2014, 2015, 2016, 2017, 2018, 2019, 2020	Included	Not included

### Exports

Actual on 01.08.2021


EXPORT REVENUES



Geography, export

EXPORT REVENUES IN 2020 P.

2021 2020 2019 2018 2017




Country	EXPORT REVENUES	Contractors (quantity)	Operations (quantity)
CYPRUS	25 000 000 - 30 000 000	up to 3	5 - 10

### TOP-10 contractors, export

EXPORT REVENUES BY COMPANIES IN 2020 P.

2021 2020 2019 2018 2017

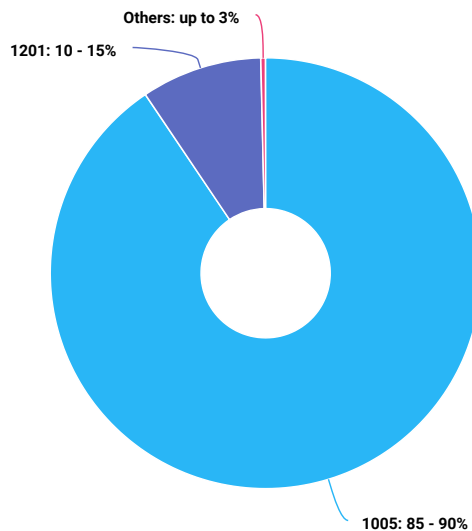


Contractors	EXPORT REVENUES	Operations (quantity)
Company 1 TRADING COUNTRY: <b>CYPRUS</b>	25 000 000 - 30 000 000	5 - 10

### Categories of goods, export

EXPORT REVENUES IN 2021 P.

2021 2020 2019 2018 2017




Ukrainian classification of commodities involved in FEA	Description	EXPORT REVENUES, UAH.
1005	Maize (corn)	10 000 000 - 15 000 000
1201	Soya beans, whether or not broken	1 000 000 - 1 500 000
Others	Not specified	up to 100 000

### Imports

Actual on 01.02.2022


#### IMPORTS



### Geography, import

IMPORTS IN 2021 Y.

2021




Country	Imports, UAH.	Contractors (quantity)	Operations (quantity)
NOT DETERMINED	1 000 000 - 1 500 000	up to 3	up to 3

▼ TOP-10 contractors, import

IMPORTS BY COMPANIES IN 2021 Y.

2021




Contractors	Imports, UAH.	Operations (quantity)
Company 1 TRADING COUNTRY: NOT DETERMINED	1 000 000 - 1 500 000	up to 3

Categories of goods, import

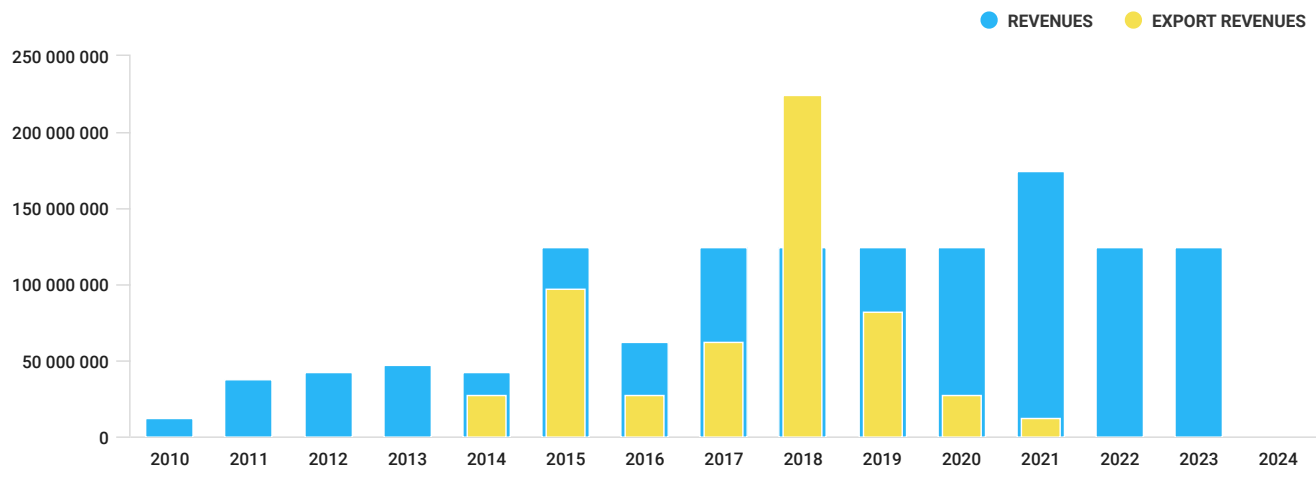
IMPORTS IN 2021 Y.

2021



Ukrainian classification of commodities involved in FEA	Description	Imports, UAH.
3102	Mineral or chemical fertilisers, nitrogenous	1 000 000 - 1 500 000

Income, UAH



This analytical indicator shows the share of funds earned as a result of carrying out foreign economic activity in the revenues.

This diagram shows the level of contractor's dependence on the economic situation in the country and risks associated with the termination of export and import operations.

#### \* Note for users!

Analytical information of the "Foreign economic activity" section of the YOUCONTROL System is only advisory. The formation of this data, the streamlining and arrangement of its components, as well as the construction of functional links between it and/or databases (compilations) created on its basis, and/or other data is the result of the work of the special software.

Analytical information of the "Foreign economic activity" section does not replace the existing official information, does not establish any facts or circumstances of legal significance, and cannot be used as expert, auditing, and other official conclusions.

The use of this data by any persons for making managerial, legal, financial, organizational, and any other decisions, actions (or inaction) is carried out by them solely at its discretion, and YOUCONTROL LLC is not responsible for their consequences.